


The Acropolis Monuments

The Temple of Athena Nike (Victory)

In this temple the Athenians worshiped Athena Nike as the goddess who gave them victory in times of war.



Pediment: The triangular upper part of a temple formed under the roof.

Frieze: A continuous band with relief decoration.

Parapet: The small marble protective balcony around the temple.

In the Museum you can have a closer look and admire the authentic sculptures that once adorned the temple!



1 Observe the figures depicted in relief on the frieze. What do they represent? Give a brief description

2. Nearby there are more sculptures of the temple. Female figures in splendid dresses decorated the marble parapet. Some of them lead animals to sacrifice and others decorate trophies. Can you figure out which deities are they; Which is the clue that will help you identify them?.....

Get closer to the model of the temple and look at its columns.

1. Can you recognize the architectural order they belong to?

- a) Ionic b) Doric c) Corinthian

2. What is there in front of the temple?

- a) a statue base b) a seat c) an altar for the offerings

Answers: 1.a), 2. c)



Ah, my sandal is bothering me again!

Answers: 2a) The Nike deities, 2b) their wings

Look for the seated goddess depicted on the parapet. She is being approached by a Nike. Who do you think she is?

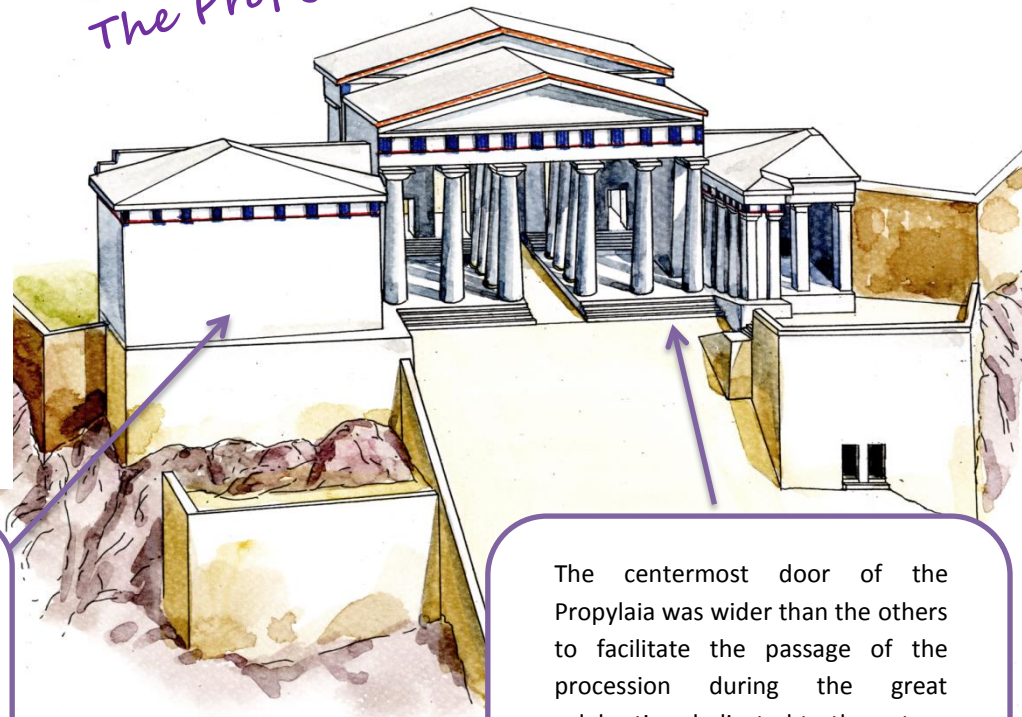
Answer: The goddess Athena

Then look for the winged Nike depicted on the photo. What do you think she is doing?

The Acropolis Monuments

The Propylaia

Get closer to the model of Propylaia: A central building and two chambers, one on each side, right and left, formed the entrance of the largest sanctuary of the city.



"Pinakotheké" (Painting Gallery)

Painted panels, works of great painters were displayed in this room.

The centermost door of the Propylaia was wider than the others to facilitate the passage of the procession during the great celebration dedicated to the patron goddess of the city. Do you remember the name of the celebration?

The architect Mnesikles combined the two orders in the Propylaia; **ionic** for the internal columns and **doric** for the external ones.

Observe and note the differences between the two columns, in the capital, shaft and base.




No, it's not a car. It is an Ionic capital from the Propylaia!

Imagine how impressive the ceiling of the Propylaia once was! Colorful, geometrical designs and plants painted on square marble slabs, **the coffers**, formed a stunning ceiling above the heads of the people entering the building.



The Acropolis Monuments

The Erechtheion



Note the model of the Erechtheion. Each side of the temple has its own architectural form. The east side was dedicated to Athena Polias, the goddess of the city and it housed the sacred wooden statue of Athena. The west side of the temple was dedicated to Poseidon -Erechtheus. Do you know the famous myth that connects the two gods?

The model of the Erechtheion hides some more secrets of the temple.

Do you think you can spot them?

- ✓ The **windows** on the east side. Windows were rarely found in ancient temples. The Erechtheion and the Parthenon are two of the very few ancient temples with windows.
- ✓ The **openings** on the floor and the ceiling on the north side. According to the myth these openings were made by the trident of Poseidon when the

Look for the Caryatids, the female statues that supported instead of columns the ceiling on the south side of the Erechtheion.



It may look like a door but it's not. It is the window of the temple.



Look for the black strip left deliberately by the conservators to remind us of the color that the sculptural surface had before its cleaning with laser technology.


According to the myth the Caryatids guarded the tomb of the mythical king of Athens, Kekrops! Today, five of the original Caryatids are exhibited in the Acropolis Museum, and one is in the British Museum. Copies of all the six statues stand on the Erechtheion at the Acropolis.



The trail starts here: 3d floor - Parthenon Model, Atrium

The Parthenon

The Acropolis Monuments



In the Parthenon Gallery you can first explore the west side:

- **the pediment:** Search for the two gods who argued on the protection of the city! Notice the enormous statues and imagine how impressive they would have once been!



However, not all the sculptures are ancient! Some are replicas. Can you say through their colors which are ancient sculptures and which are modern copies?



- **the acroterium:** In the corner of the Gallery see the impressive acroterium that once decorated the top of the pediment.

Take a closer look at Parthenon model. Three different groups of sculptures decorated the Parthenon:

The Frieze: 160 m. was the total length of the frieze. Its theme was the procession to the Acropolis that took place during the Great Panathenaia, the festival of the goddess Athena.

The Metopes: 92 square blocks depicted well-known mythical battles: the battle between the Greeks and the Amazons, the battle between the Olympian gods and the Giants, the battle between the Centaurs and the Greek Lapiths, the Trojan War.

The Pediments: 2 pediments narrated the famous myths of the goddess Athena. The east pediment depicts the myth of her birth and the west her battle with Poseidon for the protection of the city.






The trail starts here: 3d floor - Parthenon Model, Atrium



The Acropolis Monuments

- **the frieze:** Behind the pediment's sculptures, the frieze depicted the preparation of horsemen in Kerameikos and the start of the Panathenaic procession. Observe the various poses of the riders and their horses and look for:
 - ✓ the horseman who is tying his sandal
 - ✓ the horse that bends down its head




Make a short stop at the large video screens in front of the west frieze. You will discover that the sculptures once had colors and fittings (bridles, wreaths etc.) made of metal and attached on the marble.



Proceed to the south side of the Gallery.

Observe that each **metope** contains a single scene. But all of them together compose a mythical theme, different on every side. Do you recognize which mythical subject is



Answer: The Centauroromachy, the battle between the Centaurs and the Lapiths.

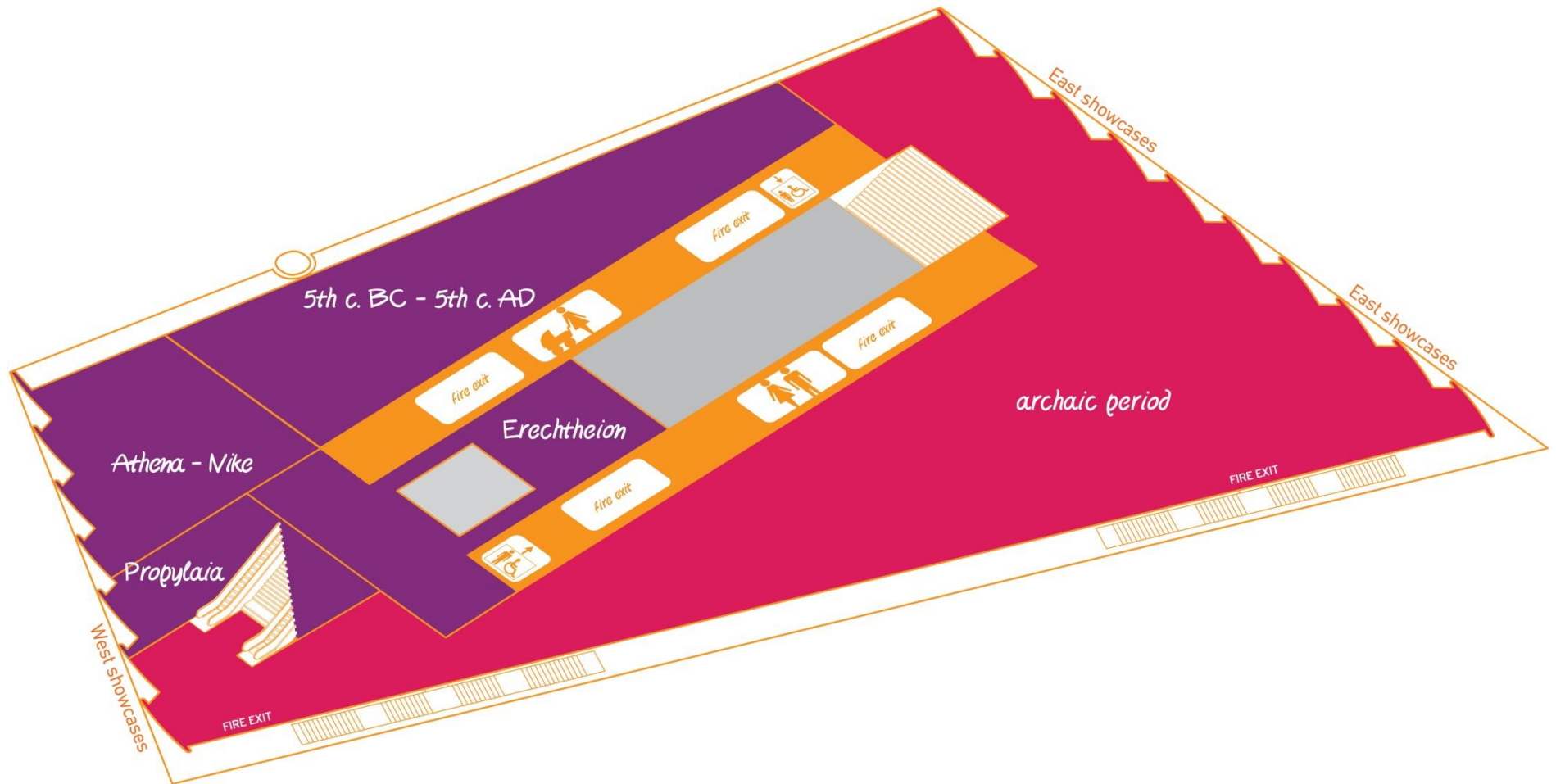
Your tour ends at the east side. See on the **frieze** the culmination of the procession, the offering of the gift to the goddess and search for human and divine figures participating in the celebration:

- ✓ Zeus, Athena, Hephaestus
- ✓ The child who is offering the peplos, the new dress for the goddess Athena





The Acropolis Monuments

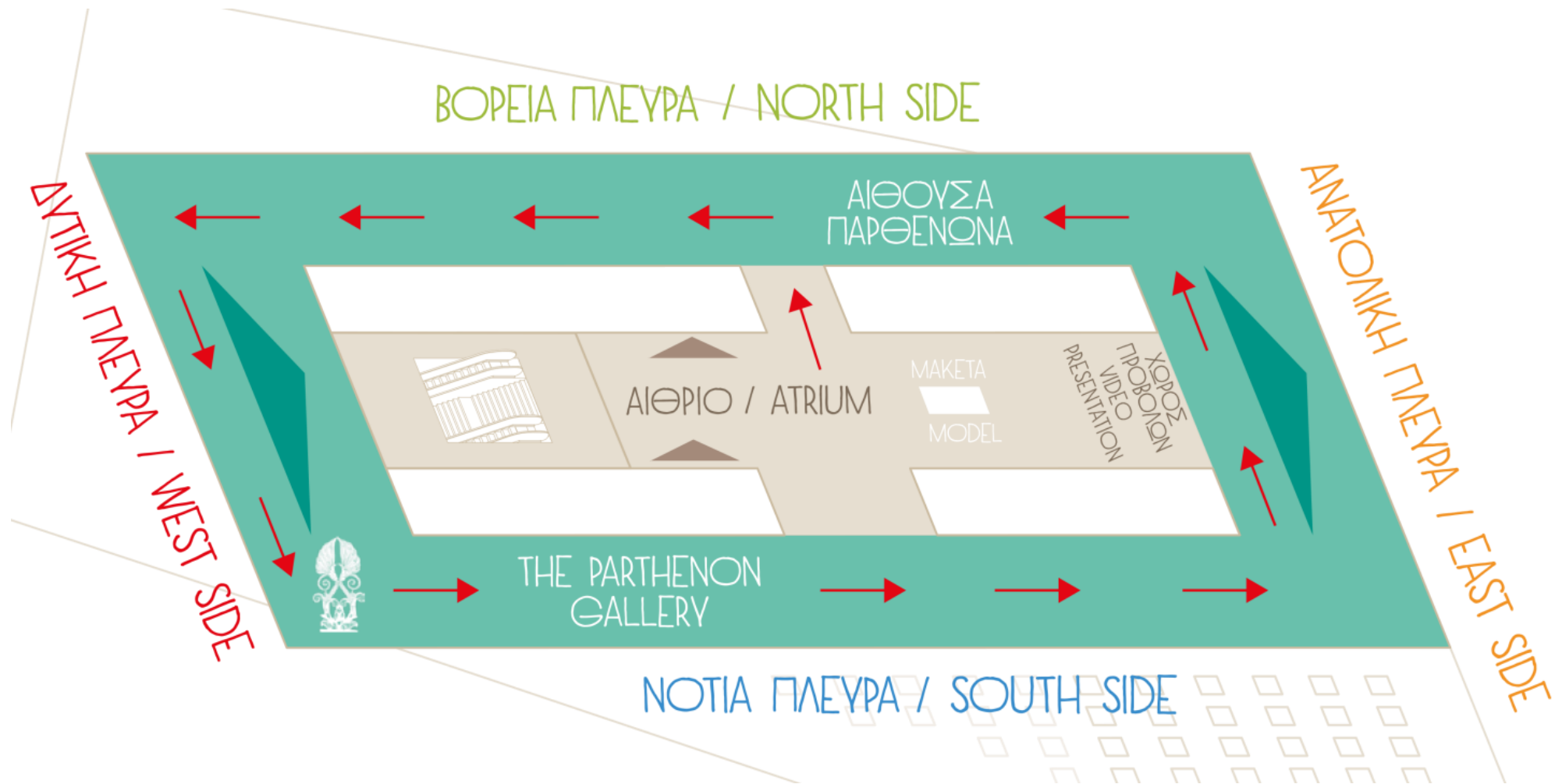


1st floor- The Acropolis Museum





The Acropolis Monuments





The Acropolis Monuments

Decorate, cut off and wear the mask with the Ionic capital! Have fun!

